
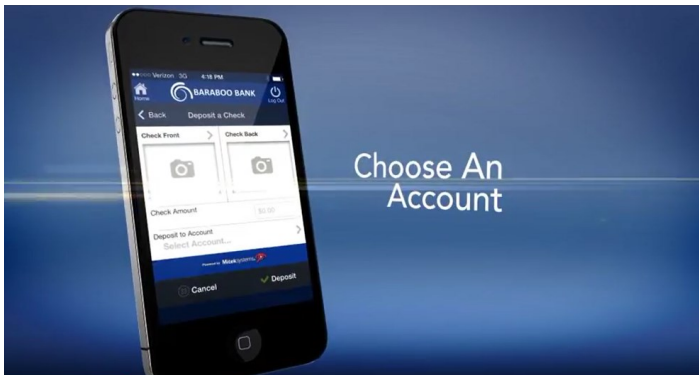
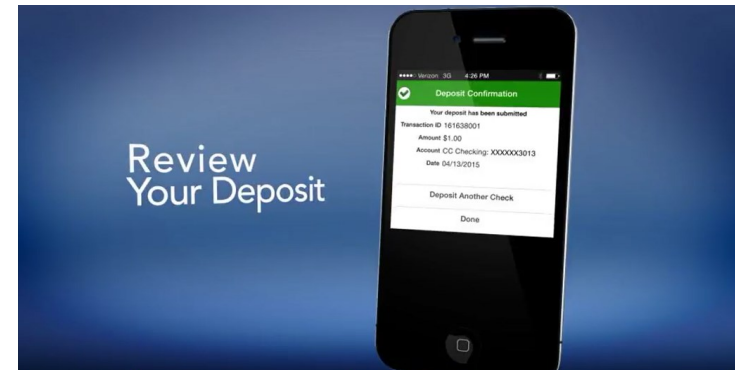
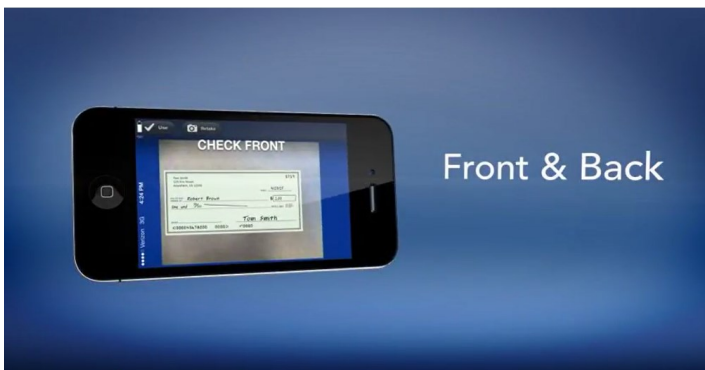


To access Remote Deposit Anywhere (RDA), you must be enrolled in Baraboo State Bank's online banking and use our Mobile Banking App at [www.baraboobank.com](http://www.baraboobank.com). Then contact customer service or your local branch to enroll in RDA. They will explain deposit limits, required endorsement and how long to keep your scanned checks.

Once you are enrolled you will see the new tab for Deposits in your mobile options. Open the deposit tab and you will be asked to choose the account you want to receive the deposit. Then enter the amount of the check.



Before taking a photo of your check please make sure that you have endorsed it correctly on the back. It is required that you also write the words **FOR MOBILE DEPOSIT ONLY** below your endorsement. Choose a well lit surface to avoid shadows on your check copy. Using your phone app, take an image copy of both the front and back of your check. If it does not appear clear, you can choose to retake either copy. If your images are not good quality for the program, you may be asked to rescan them. Click on Deposit and you will see a review screen of your deposit. You will get a confirmation e-mail letting you know the deposit was correct or needed an adjustment.



Please Note: Deposits made by 5:00pm will process that evening. Deposits made after 5:00pm will be processed the following evening.

Save time and use Remote Deposit Anywhere to deposit your checks. It's safe, convenient and easy to use.

Banking Better Together with Baraboo State Bank.

